MATERIAL NUMBER	ENGINEERING NUMBER	CUSTOMER NUMBER	CARRIER	PLATING SEE NOTE 6 & 7.	DIMENSION "A"	DIMENSION "B"
197124001	19712-4001	4001	LOOSE	TIN/LEAD	.362	.110
197124003	19712-4003	-	STRIP	TIN/LEAD	.362	.110

E

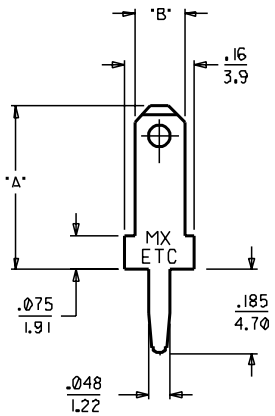

PROGRESSION

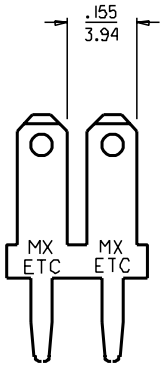

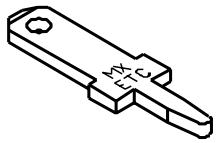

ISOMETRIC VIEW

RECOMMENDED P.W.B.
HOLE LAYOUT

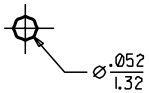

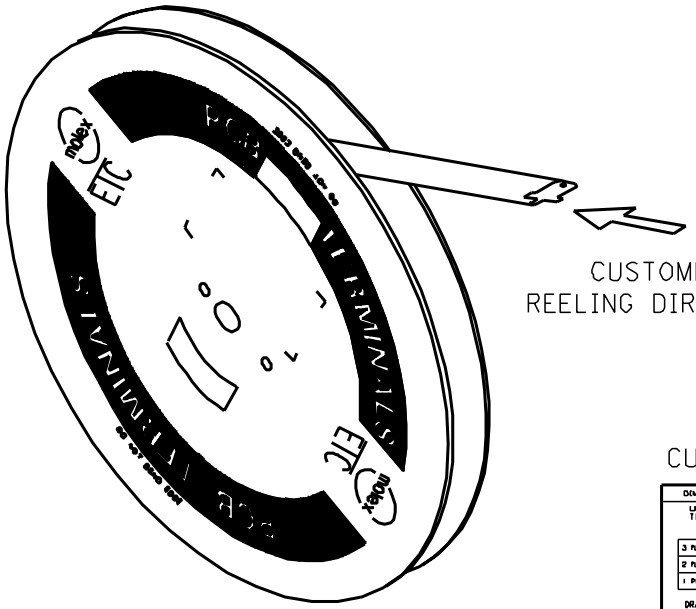

CUSTOMER
REELING DIRECTION

NOTES:
1. BARE EDGES PERMISSIBLE AT CARRIER CUT OFF.
2. MATERIAL: BRASS.
3. MATERIAL THICKNESS: .020 ±.001/(0.51 ±0.03)
4. TAB CONFORMS TO NEMA SPECIFICATIONS.
5. ALL DIMENSIONS AND NOTES ARE REFERENCE ONLY UNLESS NOTED.
6. PLATING: 90/10 TIN LEAD 150μ in(3.81μm) MIN THICKNESS.
7. FINISH: MATTE

LTR.	REVISIONS
E	ADD FINISH ETC2001-0171 BRE 09/21-2000
D	LOGO ORIENTATION ETC2001-0177 08/25/00 JH
C	ADDED ORIENTATION ETC2001-0110 8/16/2000 BRE
B	REMOVE NON-PLATED PARTS FROM CHART ET80353 07/15 JH
A	RELEASE TO CUSTOMER ET80176 05/05 JH

CUSTOMER DRAWING

DIMENSIONS SHOWN IN METRIC (INCH)
UNLESS OTHERWISE SPECIFIED TOLERANCES: ANGULAR ± 1/2°

	INCH	METRIC
3 PLACE	± .005	± ---
2 PLACE	± .01	± 0.13
1 PLACE	± ---	± 0.25

DRAFT WHERE APPLICABLE MUST REMAIN WITHIN DIMENSIONS

REVISE ONLY ON CAD SYSTEM

TITLE
QUICK DISCONNECT
PCB MOUNTABLE
.110 X .020 TAB

ETC INC. PINELLAS PARK, FLA. 33781 U.S.A.

SHEET NO. 1 OF 1 | DATE 98/04/28

PART NO. SEE CHART | DRWG. NO. SD-19712-400

DRWN. BY JH | CHK'D. BY RWD | APP'D. BY RWD | SCALE 5:1

FILE NAME SD197124001

THIS DRAWING CONTAINS INFORMATION THAT IS PROPRIETARY TO MOLEX-ETC INC. AND SHOULD NOT BE USED WITHOUT WRITTEN PERMISSION.

REV. ET | SIZE C