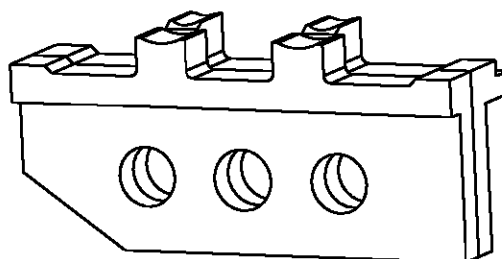
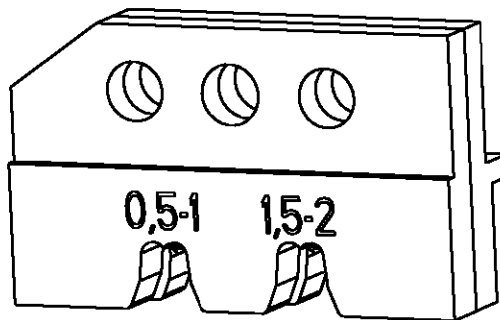


LOC	DIST	REVISIONS					
		P	LTR	DESCRIPTION	DATE	DWN	APVD
A1	-						

Kontakt Contact	DGB (mm <sup>2</sup> ) Wire Range	Drahtcrimp/Wirecrimp		Isocrimp	Iso.-∅ Ins. Range	Betriebsanl. Instr. Sheet
		Hoehe/Height	Breite/Width	Breite/Width		
926893 / 926894 / 926898	0.5-1.0	1.26	2.29	3.30	1.4-2.1	411-18125
	1.5-2.0	1.60			2.2-2.4	




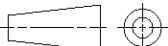
539652-2	1	0-539787-3	locator ass.	Positioniereinheit	A
	1	1-519151-3	screw M4x25	Schraube M4x25	A
	1	0-519151-9	screw M4x10	Schraube M4x10	A
	1	0-519024-2	hex nut M4	Mutter M4 DIN 985	A
	QTY Stck	PN	Description	Benennung	REV

19

RELEASED FOR PUBLICATION

THIS DRAWING IS UNPUBLISHED.

© COPYRIGHT 19 BY TYCO ELECTRONICS CORPORATION. ALL RIGHTS RESERVED.

DIMENSIONS: mm-DIN 7168-m	DWN M.Weberdoerfer	210CT99	MATERIAL	-	FINISH	-
	CHK U.Reuter	220CT99	 tyco Electronics AMP GmbH D - 64625 Bensheim			
TOLERANCES UNLESS OTHERWISE SPECIFIED:	APVD	-	NAME ERGOCRIMP Die Set for Universal/MATE-N-LOK			
	0 PLC ±	PRODUCT SPEC	SIZE			
1 PLC ±	-	APPLICATION SPEC	CAGE CODE	DRAWING NO	RESTRICTED TO	
2 PLC ±	-	-	A 4	00779	©=539652-2	-
3 PLC ±	WEIGHT	-	CUSTOMER DRAWING			
4 PLC ±	-	-	SCALE	2:1	SHEET	1 OF 1
ANGLES ±	-	-	REV			
	SCALE 2:1 SHEET 1 OF 1 REV A					